

No. 745,481.

PATENTED DEC. 1, 1903.

R. CONKLIN.
SELF FILLING FOUNTAIN PEN.
APPLICATION FILED JULY 21, 1902.

NO MODEL.

Fig. 1.

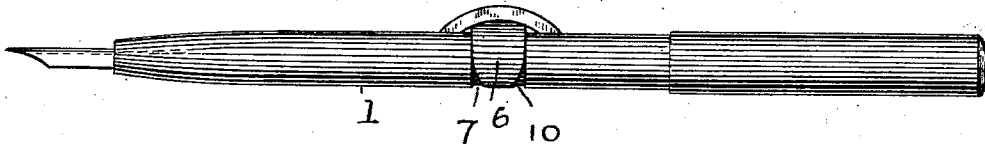


Fig. 2.

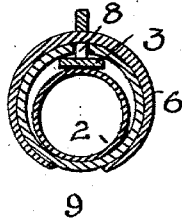


Fig. 3.

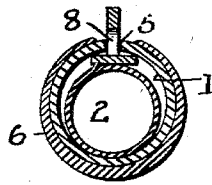
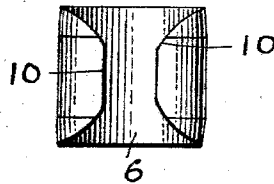


Fig. 4.



Witnesses

Norris A. Clark.

Bernard M. Offutt.

Inventor

Roy Conklin.

by *James H. White*
Attorney

UNITED STATES PATENT OFFICE.

ROY CONKLIN, OF TOLEDO, OHIO, ASSIGNOR TO THE CONKLIN PEN COMPANY, OF TOLEDO, OHIO, A CORPORATION OF OHIO.

SELF-FILLING FOUNTAIN-PEN.

SPECIFICATION forming part of Letters Patent No. 745,481, dated December 1, 1903.

Application filed July 21, 1902. Serial No. 116,414. (No model.)

To all whom it may concern:

Be it known that I, ROY CONKLIN, a citizen of the United States, residing at Toledo, in the county of Lucas and State of Ohio, have invented certain new and useful Improvements in Self-Filling Fountain-Pens; and I do declare the following to be a full, clear, and exact description of the invention, such as will enable others skilled in the art to which it pertains to make and use the same, reference being had to the accompanying drawings, and to the figures of reference marked thereon, which form a part of this specification.

This invention relates to fountain-pens, and its object is to improve the construction of that class of fountain-pens known as "self-filling"—such, for example, as the pen covered by my prior patent, No. 685,258, dated October 29, 1902. In that pen the ink-reservoir consists of a slender rubber bag inclosed in a rigid barrel or holder and communicating at one end with the pen-section. A presser-bar is laid along one side of the bag, between it and the barrel, and a rib on the bar projects out through a slot in the barrel, so that by pressing on the rib the bag can be compressed. If when so compressed the pen is dipped into a supply of ink and the pressure on the rib is then relieved, the resiliency of the rubber bag causes it to resume its former expanded shape, and in so doing it sucks itself full of ink. A locking-ring is then turned to prevent accidental inward movement of the rib and presser-bar until it is desired to refill the pen.

My present invention relates to the locking-ring. It has been found in practice that if the slot in the rib is a trifle too large the rib will rattle in an annoying manner. Moreover, the ring will not in such case hold the presser-bar up as close to the barrel as it should. Furthermore, if the ring gets a little loose and the slot is also a trifle large the ring is liable to slip around and unlock the bar. Again, if the slot in the barrel is longer than it should be, so as to allow the presser-bar to move endwise, the slot in the rib may get out of line with the ring and render it somewhat difficult to readjust the parts, so that the ring will pass easily through the rib.

My invention consists of a locking-ring which is thicker at one point than another, so that when turned it will wedge in the slot in the rib and not only prevent the rib and bar from rattling, but will hold the ring from accidentally turning and unlocking the bar. It will also keep the presser-bar up tight against the inside of the barrel. Moreover, the ends of the ring adjacent to the gap are made tapering, so that the ring will surely enter the slot in the rib.

In the accompanying drawings, Figure 1 is a side elevation of a fountain-pen of the self-filling type equipped with my improved locking-ring. Fig. 2 is a cross-section of the barrel, ink-reservoir, presser-bar, rib, and locking-ring on a larger scale, showing the bar locked. Fig. 3 is a similar view showing the bar unlocked. Fig. 4 is an elevation of the ring, showing the tapered ends.

The barrel 1 is of hard rubber or other rigid material. It incloses the ink-reservoir 2, of elastic rubber. The presser-bar 3 lies along one side of the reservoir and has a rib 4 passing out through a slot 5 in the barrel. A locking-ring 6 surrounds the barrel, lying in a shallow groove 7 and passing through a slot 8 in the rib. The ring has a gap 9, so that when said gap is turned into line with the rib the bar is unlocked, and the rib and bar can be pressed inward to compress the reservoir. This construction is shown in my patent above referred to.

In the present case I make the ring thicker at one point than at others. I prefer to arrange the thickest part opposite the gap and to reduce the thickness gradually from this point to each end, thus forming an eccentric. By properly proportioning the dimensions of the ring and the slot in the rib the ring can be made to wedge itself in the slot when turned in either direction without being able to pass entirely through the rib. The ends of the ring adjacent to the gap are tapered off, as shown at 10, so as to insure their easy engagement with the slot in the rib, even if said slot is not exactly in line with the ring.

Having thus described my invention, what I claim is—

1. In a fountain-pen, the combination with

a compressible ink-reservoir and a presser-bar provided with a slotted rib, of a locking-ring engaging with said rib and made thicker at one point than at others.

- 5 2. In a fountain-pen, the combination with a compressible ink-reservoir and a presser-bar provided with a slotted rib, of a locking-ring engaging with said rib and made thick-
10 3. In a fountain-pen, the combination with an ink-reservoir and a presser-bar having a slotted rib, of a locking-ring engaging with said rib, said ring having a gap and increasing gradually in thickness from said gap to
15 the opposite side.
4. In a fountain-pen, the combination with an ink-reservoir and a presser-bar having a rib provided with a slot, of a locking-ring engaging with said slot, said ring having a gap,

the ends of the ring adjacent to the gap being tapered. 20

5. In a fountain-pen, the combination with an ink-reservoir and a presser-bar having a rib provided with a slot, of a locking-ring engaging with said slot and being thicker at one 25 point than said slot so as to wedge itself therein and lock itself.

6. In a fountain-pen, the combination with an ink-reservoir and a presser-bar having a rib, of a slot in said rib, and an eccentric 30 locking-ring engaging with said slot.

In testimony whereof I affix my signature in presence of two witnesses.

ROY CONKLIN.

Witnesses:

RUFUS H. BAKER,
CONRAD WEIL.